



**Register Your New Product Today!**

By registering your new Remington® product, you will receive special offers.  
Register online at: [RemingtonProducts.com](http://RemingtonProducts.com)

## IMPORTANT SAFETY INSTRUCTIONS

When using electrical appliances, especially when children are present, basic safety precautions should always be followed, including the following:

**READ ALL INSTRUCTIONS BEFORE USING.**

**KEEP AWAY FROM WATER.**

**DANGER**

**As with most electrical appliances, electrical parts are electrically live even when switch is off.**

**To reduce the risk of death by electric shock:**

- Always unplug this appliance from the electrical outlet immediately after using.
- Do not use while bathing or in the shower.
- Do not place or store this appliance where it can fall or be pulled into a tub or sink.
- Do not place in or drop into water or other liquid.
- Do not reach for an appliance that has fallen into water. Unplug it immediately.
- Unplug this appliance before cleaning it.

## WARNING

**To reduce the risk of burns, fire, electric shock or injury to persons:**

- An appliance should never be left unattended when it is plugged in.
- Close supervision is necessary when this appliance is used by, on, or near children or individuals with certain disabilities.
- Use this appliance only for its intended use as described in this manual. Do not use attachments not recommended by manufacturer.
- Never operate this appliance if it has a damaged cord or plug, if it is not working properly, if it has been dropped or damaged, or if it has been dropped into water. Contact consumer support at the toll-free number listed in the warranty section.
- Keep the cord away from the heated surfaces. Do not wrap the cord around the appliance.
- Never use while sleeping.
- Never drop or insert any object into any of the appliance's openings.
- Do not use outdoors or operate where aerosol (spray) products are being used, or where oxygen is being administered.
- Do not use an extension cord.

- This appliance is hot when in use. Do not let eyes or bare skin touch heated surfaces.
- Do not place the heated unit directly on any surface while it is hot or plugged in. Use the stand provided.
- The plug on this appliance has one blade wider than the other, it is a polarized plug. As a safety feature, this plug will fit in a polarized outlet only one way. If the plug does not fit fully in the outlet, reverse the

plug. If it still does not fit contact a qualified electrician. Do not attempt to defeat this safety feature.

- Always store this appliance and cord in a moisture-free area. Do not store it in temperatures exceeding 140°F (60°C).
- This appliance is for household use only.
- Do not plug or unplug this appliance when your hands are wet.



**KEEP AWAY FROM CHILDREN**

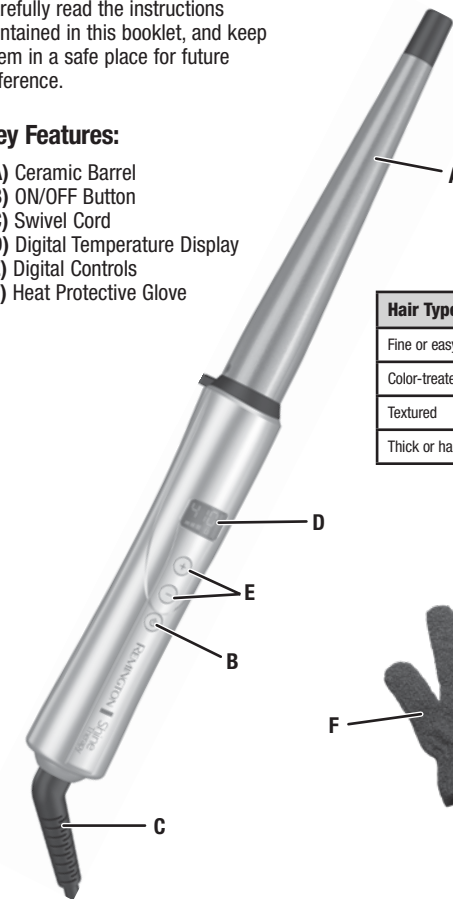
**SAVE THESE INSTRUCTIONS**

## Product Features

Thank you for purchasing this Remington® Curling Wand. Please carefully read the instructions contained in this booklet, and keep them in a safe place for future reference.

### Key Features:

- (A) Ceramic Barrel
- (B) ON/OFF Button
- (C) Swivel Cord
- (D) Digital Temperature Display
- (E) Digital Controls
- (F) Heat Protective Glove



Hair Type	Barrel Temp.
Fine or easy to style	250° – 360°F
Color-treated	340° – 380°F
Textured	360° – 400°F
Thick or hard to style	380° – 410°F



## How to Use

### Thermal Glove Warning:

The heat protective glove helps protect fingers from excessive heat from the hair curling wand during styling for limited time. The glove will not protect the user from touching the barrel directly, and these gloves are not for use to protect from other sources of heat.

### How to Use

Hair should be clean, dry, or nearly dry, and free of tangles before using. (This iron can also be used for quick touch-ups any time.)

1. Rest the iron on its stand on a smooth, flat surface. Plug it in for connection to a 120 volt power supply.
2. Press and hold the ON/ OFF button until the unit turns on and the LCD lights up.
3. Adjust the temperature using the +/- buttons.  A series of three indicator bars will flash while the unit heats up, then glow steadily when it has reached the selected temperature.
4. To lock the temperature buttons, press and hold the “-”  button for 2 seconds and a lock icon will appear. To unlock, press and hold “-” button for another 2 seconds and the lock icon will disappear.

### How to Use Your Curling Wand to get Professional Results

This unique wand has been designed with multiple temperature settings, providing very high heat settings for curling very coarse, thick, hard-to-curl hair; very low heat settings for curling extra fine, damaged or dry hair; and a full range of heat settings in between for all normal textures and thicknesses of hair.

### TEST A SMALL SECTION OF HAIR BEFORE USING; THEN ADJUST TEMPERATURE DEPENDING ON HAIR TYPE.

1. Set wand to your desired temperature.
2. Put heat protective glove on the hand you will use to wrap your hair around the wand with.
3. Section hair. For tighter curls use thinner section. For looser curls use thicker sections.
4. With your gloved hand take sectioned hair and wrap around the wand; wrapping ends last.
5. Keep hair around wand by holding the very ends with your gloved fingertips.
6. For added lift and volume, begin wrapping hair over the widest part of the barrel.

## Maintenance

### Cleaning

- To clean the unit, be sure the unit is cool and unplugged. Wipe the handle and barrel with a damp cloth. No other maintenance is necessary.
- Do not attempt to repair the appliance yourself.

**Note:** This appliance has no user serviceable parts.

### Storage

Unplug the unit whenever it is not in use. Allow it to cool, then store it out of reach of children in a safe, dry location.

Never wrap the cord around the appliance. This will cause the cord to wear prematurely and break, thus voiding the warranty. Handle the cord carefully and avoid jerking, twisting, or straining it, especially at plug connections.

## Warranty

### Limited Three-Year Warranty

Spectrum Brands, Inc. warrants this product against any defects that are due to faulty material or workmanship for a three-year period from the original date of consumer purchase. This warranty does not include damage to the product resulting from accident or misuse.

If the product should become defective within the warranty period, we will replace it free of charge. Return your product and sales receipt with your name, address and day time phone number to: Remington Returns Center, 507 Stokely Dr., P.O. Box 1, DeForest, WI 53532. For more information call 800-736-4648 in the U.S. or Canada.

**KEEP ORIGINAL SALES RECEIPT AS PROOF OF PURCHASE FOR WARRANTY PURPOSES.** This warranty does not cover products damaged by the following:

- Accident, misuse, abuse or alteration of the product
- Servicing by unauthorized persons
- Use with unauthorized accessories
- Connecting it to incorrect current and voltage
- Any other conditions beyond our control

No responsibility, obligations, or liability is assumed for the installation or maintenance of this product.

**SPECTRUM BRANDS, INC. SHALL NOT BE RESPONSIBLE FOR ANY INCIDENTAL, SPECIAL OR CONSEQUENTIAL DAMAGES RESULTING FROM THE USE OF THIS PRODUCT. ALL IMPLIED WARRANTIES, INCLUDING BUT NOT LIMITED TO IMPLIED WARRANTIES OF FITNESS AND MERCHANTABILITY, ARE LIMITED IN DURATION TO THREE YEARS FROM DATE OF ORIGINAL PURCHASE.**

This warranty gives you specific legal rights and you may also have other rights which vary from state to state or province to province. Some states do not allow the exclusion or limitation of incidental, special or consequential damages.

**This warranty shall not be valid where it is contrary to U.S. and other applicable laws, or where the warranty would be prohibited under any economic sanctions, export control laws, embargos, or other restrictive trade measures enforced by the United States or other applicable jurisdictions. This includes, without limitation, any warranty claims implicating parties from, or otherwise located in, Cuba, Iran, North Korea, Syria and the disputed Crimea region.**

### Spectrum Brands, Inc. Money-back Offer

If within 30 days after you have purchased your Remington® branded product from an authorized source, you are not satisfied and would like a refund, return it with the sales receipt indicating purchase price and date of purchase to the retailer from whom it was purchased. Spectrum Brands, Inc. will reimburse all retailers who accept the product within 30 days from the date of purchase. If you have any questions concerning the money-back guarantee, please call 800-736-4648 in the U.S. or Canada.

### Remington Guarantees Satisfaction After 30 Days!

#### Remington 60-Day Money Back Guarantee\*

If within 60 days after purchasing any Remington® product, you are not completely satisfied and would like a refund, return it with the original dated sales receipt directly to Remington and receive a full refund.\*\* For questions concerning the money-back guarantee, please call 800-736-4648 in the U.S. or Canada.

\*Applies to U.S. and Canadian customers' returns only.

\*\*Terms and conditions apply.

1. Refund will be in the form of a check issued in U.S. Dollars and will be provided only if all Terms and Conditions are met.
2. The following items must be returned to Remington and postmarked no later than 60 days after purchase of the Remington® product:
  - a. The Remington® product;
  - b. The original sales receipt indicating price and date purchased; and
  - c. The completed 60-day money back guarantee form located at **RemingtonProducts.com/60day.**

3. In addition, Remington, in its discretion, must determine that the returned product was used in accordance with the instruction booklet (included with the product at the time of purchase).
4. Returns should be mailed prepaid (no collect returns accepted) to:  
Remington 60-Day MBG  
507 Stokely Drive, Box 1  
DeForest, WI 53532
5. Refund does not include postage costs for the return of the product, but will include applicable taxes paid by customer, if any.
6. No responsibility will be accepted for late, lost, stolen, misdirected or damaged product.
7. Please allow 4–6 weeks to receive your refund by check.

---

At the end of this product's life, you can mail it to Spectrum Brands at 507 Stokely Drive, DeForest, WI 53532 marked "Product Takeback: Please Recycle!"

This use and care guide covers the following models: C195AC10, C19541, C19527.

**120VAC 60Hz TYPE: C19538A, C195AC, C19524**

**Questions or comments:** Call 800-736-4648 in the U.S. or visit **RemingtonProducts.com.**

Dist. by: Spectrum Brands, Inc., Middleton, WI 53562

® Registered Trademark and TM Trademark of Spectrum Brands, Inc.

© 2021 Spectrum Brands, Inc. All rights reserved. 8/21 28886

**Made in China.**

**T22-7002042-B**



Intertek