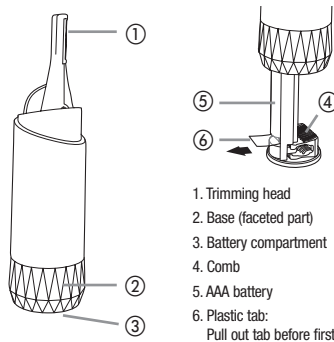


REMINGTON®

smooth & silky®

MPT3900



Use and Care Guide

Register Your New Product Today!

By registering your new Remington® product you will receive these important benefits:
Proof of ownership • Product protection • Product registration • Special offers
Register online at: RemingtonProducts.com

IMPORTANT SAFETY INSTRUCTIONS

When using an electrical appliance, basic precautions should always be observed, including the following. Read all instructions before using this appliance.

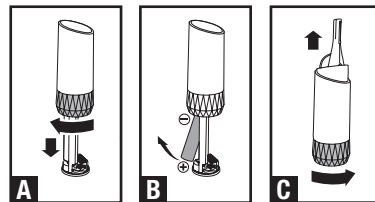
WARNING

To reduce the risk of burns, fire, electric shock or injury to persons:

- Do not use this appliance with a damaged or broken cutting unit, as injury may occur.
- Close supervision is necessary when this appliance is used by, on, or near children and persons with special needs or certain disabilities.
- This trimmer is designed for household use only.
- Do not use attachments not recommended or authorized by manufacturer.
- Always store your trimmer in a moisture-free environment. Do not store trimmer in temperatures exceeding 130°F/54°C.
- Always remember to turn on the trimmer before you insert it into your nose or ear to avoid painfully snagging hairs.
- Never insert the trimmer more than 1/4" (6mm) into nose or ear. Foreign objects should not come into contact with eardrum.

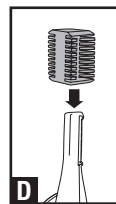
SAVE THESE INSTRUCTIONS

Replacing the Battery



1. Open the battery compartment by twisting the base to the left/counter-clockwise. (fig. A)
2. Tilt the bottom of the battery away from its holder to remove it (fig. B). Refit the new battery with the + terminal of the battery facing down as shown.
3. Close the battery compartment by twisting the base to the right/clockwise.

Use of any batteries other than alkaline will negatively affect the unit's operating performance. Batteries should not be left in the unit if the unit is not in use for long periods. To prevent battery corrosion the unit should be kept in a dry environment. Dead batteries should be removed immediately and disposed of properly. Do not use rechargeable batteries. The lower voltage in recharged batteries impairs the performance of the cutting unit.



How to Use

Before Use

Test a small area on an arm or leg before using your trimmer completely. Discontinue use immediately if any sensitivity or allergic reaction occurs. Do not use on sensitive or irritated skin.

Using the Trimmer

The trimmer's blade can be used for trimming body and facial hair. If you want to completely remove hair, use the trimmer without the comb attachment.

- To switch your trimmer on, twist the base to the right/clockwise until the trimming head is fully extended and the motor starts (fig. C).

Using the Comb

The comb attachment helps you achieve an even cut without completely removing the hair. The comb has two sides: the long tooth leaves hair longer than the short tooth (we recommend starting with the long tooth).

1. Open the battery compartment by twisting the base to the left/counter-clockwise.
2. Remove the comb from its storage position. Close the battery compartment.
3. Twist the base to the right/clockwise to extend the trimming head then slide the eyebrow comb over the trimming head (fig. D) with the appropriate side of the comb facing out.
4. When done using the comb, remove it before lowering the trimming head into the unit. Store the comb in the battery compartment and close trimmer to the compact/off position.

Trimming Tips

1. Place the trimmer at a slight angle to the skin, and trim in the direction of hair growth.
2. Continue trimming in the direction of growth. Be careful not to apply excess pressure to the blade. This may damage the blade, and can result in injury to the skin during trimming.
3. Pull the skin taut with one hand during the trimming process to ensure the closest possible cut.

Cleaning/Maintenance

Note: This product does not contain any user-serviceable parts.

Your detail trimmer is designed to give you years of comfortable use. To ensure that you get optimal performance from it, follow these simple cleaning and lubrication tips:

Cleaning Your Trimmer

- After each use, brush or blow accumulated hair from the cutting unit.

Performance Guarantee

Limited Two-Year Warranty

Spectrum Brands, Inc. warrants this product against any defects that are due to faulty material or workmanship for a two-year period from the original date of consumer purchase. If the product should become defective within the warranty period, we will replace it free of charge. Return your product and sales receipt with your name, address and day time phone number to: Remington Returns Center, 507 Stokely Dr., P.O. Box 1, Deforest, WI 53532. For more information call 800-736-4648.

KEEP ORIGINAL SALES RECEIPT AS PROOF OF PURCHASE FOR OR WARRANTY PURPOSES.

This warranty does not cover products damaged by the following:

- Accident, misuse, abuse or alteration of the product
- Servicing by unauthorized persons
- Use with unauthorized accessories
- Any other conditions beyond our control

SPECTRUM BRANDS, INC. SHALL NOT BE RESPONSIBLE FOR ANY INCIDENTAL, SPECIAL OR CONSEQUENTIAL DAMAGES RESULTING FROM THE USE OF THIS PRODUCT. ALL IMPLIED WARRANTIES, INCLUDING BUT NOT LIMITED TO IMPLIED WARRANTIES OF FITNESS AND MERCHANTABILITY, ARE LIMITED IN DURATION TO TWO YEARS FROM DATE OF ORIGINAL PURCHASE.

This warranty gives you specific legal rights and you may also have other rights which vary from state to state or province to province. Some states do not allow the exclusion or limitation of incidental, special or consequential damages.

Spectrum Brands, Inc. Money-back Offer

If within 30 days after you have purchased your Remington® branded product, you are not satisfied and would like a refund, return it with the sales slip indicating purchase price and date of purchase to the retailer from whom it was purchased. Spectrum Brands, Inc. will reimburse all retailers who accept the product within 30 days from the date of purchase. If you have any questions concerning the money-back guarantee, please call 800-736-4648 in the U.S. or Canada, or visit RemingtonProducts.com.

Remington Guarantees Satisfaction After 30 Days!

Remington 60-Day Money Back Guarantee*

If within 60 days after purchasing any Remington® product, you are not completely satisfied and would like a refund, return it with the original dated sales receipt directly to Remington and receive a full refund.** For questions concerning the money-back guarantee, please call 800-736-4648 in the U.S. and Canada.

*Applies to U.S. and Canadian customers' returns only.

**Terms and conditions apply.

Terms and Conditions

1. Refund will be in the form of a check issued in U.S. Dollars and will be provided only if all Terms and Conditions are met.
2. The following items must be returned to Remington and postmarked no later than 60 days after purchase of the Remington® product:
 - a. The Remington® product;
 - b. The original sales receipt indicating price and date purchased; and
 - c. The completed 60-day money back guarantee form located at RemingtonProducts.com/60day.

3. In addition, Remington, in its discretion, must determine that the returned product was used in accordance with the instruction booklet (included with the product at the time of purchase).

4. Returns should be mailed prepaid (no collect returns accepted) to:

Remington 60-Day MBG
507 Stokely Drive, Box 1
DeForest, WI 53532

5. Refund does not include postage costs for the return of the product, but will include applicable taxes paid by customer, if any.

6. No responsibility will be accepted for late, lost, stolen, misdirected or damaged product.

7. Please allow 4–6 weeks to receive your refund by check.

Questions or comments: Call 800-736-4648 in the U.S. or visit RemingtonProducts.com.

Dist. by: Spectrum Brands, Inc., Middleton, WI 53562

TYPE: MPT04A

® Registered Trademark of Spectrum Brands, Inc.

© 2018 Spectrum Brands, Inc. 5/18 21978

Made in China.

T22-7000270-A